




TOUR ORGANISERS PACK



Chicken!
by Mark Wheeler

A road safety
theatre-in-education
programme for Year
7, 6 & 5

STOPWATCH
THEATRE COMPANY

Thank you for organising a tour of Chicken! in your area. This pack is designed to help you sell the programme to your schools and organise the timetable for the week.

WHAT'S INSIDE:

How to book a tour in schools	3 page
Publicity mailing	5 page
Generic school booking sheet	6 page
Teachers pack (including seating plan)	7 page

The teachers pack is available as a separate pdf, so that you can e-mail it directly to teachers who have booked, or so that they can download it directly from our website.

Good luck!



Adrian New
Director
StopWatch Theatre Company

How to book a schools tour

At StopWatch Theatre Company, we have always believed that Theatre-in-Education is a special way to communicate with young people. The fact that you have decided to work with us suggests that you feel that way too. We hope that these 10 Tips will help ensure the run up to the tour goes as smoothly as possible.

1. START EARLY

Schools programme activities much further in advance than you think, so the more notice you can give them about a tour, the better chance of them taking it.

3. THE FIRST APPROACH

This pack includes a publicity leaflet that you can print in colour or B&W to distribute to your target schools. You should accompany it with a letter from your organisation explaining why you are promoting the programme and suggesting dates for our visit.

4. GET A CONTACT

If you don't already have a contact in a school, you may feel it is appropriate to make the first approach to the head teacher. It is unlikely that the head will actually organise the visit so when this task has been delegated to a teacher, make sure you get an e-mail address and even a mobile or home number for that teacher. Teachers are rarely near a phone in school time, so alternative methods of contacting them can really help.

5. CHANGEOVERS

Geography is an important factor when we are visiting 2 schools in a day. Please ensure there is plenty of time to get from one school to the next, allowing for traffic problems, and ensuring the team have time for a lunch break. Changeover journeys should be no more than 30 minutes if we have a full schedule in a day.

2. THE SCHOOL BOOKING SHEET

This is a mini-contract between your organisation and the school, and contains all of the information that we need to know in advance of our visit. A generic form is included in this pack, but you will be sent a personalised version by e-mail when your tour dates are confirmed. When the school has agreed I would recommend that you personally visit to complete the booking form. It can be done by e-mail, fax or post, but the personal approach can save lots of time chasing it up when it is not returned! Make sure that the schedule for each school fits in with our basic criteria, and allows sufficient time for the other school that day. Both parties should sign the sheet and each keep a copy. You will then send a further copy to us when they have all been completed.

6. TO CHARGE, OR NOT TO CHARGE?

Many of our clients offer our programmes to schools free of charge. However there are a significant number who feel it important to charge a fee to schools, even if it is only a token amount. They believe that a school VALUES the programme a lot more if they have invested their budget in it, and, from experience, the likelihood of last minute cancellation is almost eliminated if a fee is charged. We agree with the principle of charging, but ultimately this is your decision.

7. TELL US ABOUT IT

We ask for the completed tour schedule and Schools Booking Sheets a minimum of 2 weeks in advance of the tour - the earlier the better. If there are any scheduling problems, they can be picked up and amended in plenty of time. We also ask for a location map for each school. We carry A-Zs for most areas that we visit, but schools often have split sites or strange accesses that a prepared map can help with.

8. KEEP IN TOUCH

Communication really does help the success of a tour. If there are any unusual requests or problems from schools, do check them out with us. And do drop schools the occasional e-mail reminding them of their booking and ensuring everything is going to plan.

9. DURING THE TOUR

We welcome your support on a daily basis and are always pleased to see you and your colleagues in schools, but we do understand that it is not always possible for you to come to every performance. We endeavour to collect a completed feedback form from every school, and these will be e-mailed to you after the tour.

10. IT IS EASIER NEXT YEAR!


Anecdotally, our clients always tell us that the first year is the hardest. Schools like things that they know, so when they have had one successful visit, it is much easier to convince them to do it again next year. As soon as you are ready to book the programme again, we will be delighted to allocate your dates and start the process again!

StopWatch Theatre Company presents

Chicken!

by Mark Wheeler

a road safety theatre-in-education programme
for Years 7, 6 & 5



What's the story?

It's Christmas. Tammy and Chris are both thrilled to get cool new bikes. Give or take the odd unworn cycle helmet everything is great..... That is until one morning when Chris has a puncture and Tammy agrees to walk with him. They are late and in a hurry. They decide to race. Chris runs out across a busy main road and then flips open his camera phone and dares Tammy to do the same in front of a fast-approaching car...

What will the students learn?

The play reminds the students of the importance of cycling safely and of using the correct gear, particularly cycle helmets. As the story turns to dares, the high risks of playing 'Chicken' are highlighted.

Is there a workshop?

Yes. The ever popular Chicken! workshop demonstrates that in peer pressure situations, you always have a choice, and goes on to demonstrate key assertiveness techniques that may help you stick to your decision. Using these newfound skills, the audience are able to change the tragic outcome of the play.

Who are StopWatch?

A professional theatre-in-education company who have been touring the UK since 1990. Their reputation for quality performances and workshops is unrivalled.

How does it work?

We come to your school to perform. We need access to the hall 30 minutes before the performance time to set up. The total running time is then 75 minutes. The play lasts 45 minutes, and is immediately followed by a 30 minute workshop to the whole audience. The maximum audience for each performance is 250 students. It will then take us 10 minutes to vacate the space.


How do I book?

Your local Road Safety Officer will tell you the available dates in your area and allocate you a morning or afternoon slot..



STOPWATCH
THEATRE COMPANY

More information can be found at www.stopwatchtheatre.com/chicken



Your City Tour 1 - 5 July 2007 School Booking Sheet

Performance Date:

School Name:

Address:

.....

Postcode:

Telephone Number:

Name of Organising Teacher:

Name of Back-up Teacher:

(in case organising teacher is absent on the day)

- We need access to the hall 30 minutes before the performance starts
- The performance and workshop last 75 minutes in total
- Please let us know if there is a time we cannot run over (ie if there is a lesson change or school break that we must stick to)

Schedule:	Please state times:
Sole access to hall from	
Performance starts	
Workshop must be finished by	

Please ensure you have read and understood the teachers pack which explains how the programme works and what you need to provide on the day.


Please also ensure that the back-up teacher has this information.

Signed:

.....
Organising Teacher

.....
On behalf of Local Authority

TEACHERS PACK



by Mark Wheeler

A road safety theatre-in-education
programme for Years 7, 6 & 5

STOPWATCH
THEATRE COMPANY

Thank you for inviting StopWatch Theatre Company to perform Chicken! by Mark Wheeler in your school. We understand that organising events like this can cause significant disruption to the school timetable, so appreciate your help in making our visit happen. These pages should tell you everything you need to know about our visit.

What is it?

Chicken! is a road safety theatre-in-education programme. Its main message is about the game of Chicken and how to stand up for yourself when dared to do something you don't want to do. It also incorporates the issue of cycle helmets.

How does it work?

It is delivered in a single 75 minute session which comprises a 45 minute play and 30 minute workshop. It may only be performed to Year 7, 6 & 5 students, with a maximum group size of 250 per performance. We do recommend if you have 200 or more in your year group, you consider booking 2 performances.

What is the story?

It's Christmas. Tammy and Chris are both thrilled to get cool new bikes. Give or take the odd unworn cycle helmet everything is great..... That is until one morning when Chris has a puncture and Tammy agrees to walk with him. They are late and in a hurry. They decide to race. Chris runs out across a busy main road and then flips open his camera phone and dares Tammy to do the same in front of a fast-approaching car...



What will the students learn?

The play reminds the students of the importance of cycling safely and of using the correct gear, particularly cycle helmets. As the story turns to dares, the high risks of playing 'Chicken' are highlighted. The ever popular Chicken! workshop demonstrates that in peer pressure situations, you always have a choice, and goes on to demonstrate key assertiveness techniques that may help you stick to your decision. Using these newfound skills, the audience are able to change the tragic outcome of the play.

What do I need to do on the day?

- Don't tell the audience what it is about - the element of surprise is important!
- Do allow only Years 7, 6 & 5 to participate – other age groups are not suitable and may be disruptive
- Do set up the chairs according to our seating plan before we arrive, or make some assistance available when we arrive
- Do ensure we have sole access to the hall 30 minutes before the start time. We require 1 mains power point
- Do bring the audience to the hall 5 minutes before the start time, ideally without coats and bags
- Do ensure we have a full 75 minutes to perform the play and workshop
- Do be aware that it will take us around 10 minutes to pack up and clear the hall
- Don't ask us to perform in a gym or sports hall unless there is no alternative. These spaces make very poor theatres and the audience will have difficulty hearing everything
- Don't ask the team to perform the play or workshop without teacher cover. There must be a teacher in attendance at all times
- Do try to allow form teachers and PSHE staff to attend the performance. This will allow the potential for follow-up work to be maximised



Chicken! Seating Layout (208 seats)

